

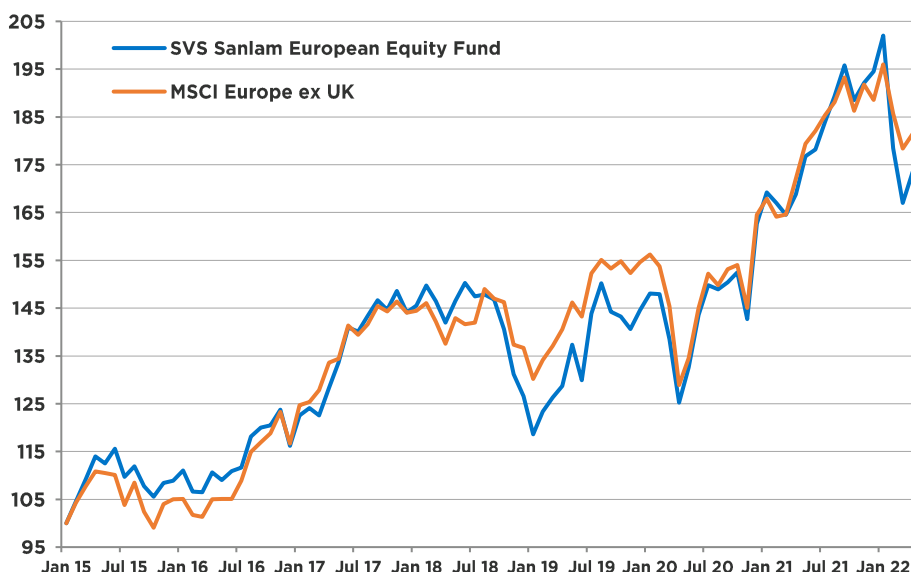
SVS Sanlam European Equity Fund

April 2022 | Factsheet

Overview

The European Equity Fund is a long-only, actively managed Europe ex UK equity fund. The Fund is high conviction (typically around 35 holdings) and consequently exhibits high active share. The Fund's manager, Giles Worthington, has worked in investment management since 1996, running both long-only and hedge fund strategies. The Fund's investments are in three broad categories: global leaders who just happen to be domiciled in Europe, attractively-valued thematic beneficiaries, and regional European champions. The manager has the discretion to zero weight countries and sectors that lack compelling investment opportunities.

Performance – Past performance is not a guide to future performance



Performance is shown for the longest running share class, the A GBP Income, as of January 2015. Please see the table overleaf for all available share classes and total fees, or contact us for details.

Key facts

Fund AuM	£22.2m
Number of Holdings	28
Active Share	82.9%
Fund Managers	Giles Worthington Chris Ford
Benchmark	MSCI Europe ex UK
Fund Launch Date	17 May 1990
Domicile	UK
Base Currency	Sterling
Fund Type	Unit Trust
IA Sector	Euro ex UK
Morningstar Category	Europe ex-UK
Dealing Deadline	11:59 (GMT)
Settlement Time	T+4
Valuation Point	12:00 (GMT)
Distribution	Annually

Performance (%)

	Inception	1mth	3mth	1yr	3yrs	5yrs	Since Inception
A GBP Income	17/05/90	-3.2	-5.9	-5.0	6.9	4.7	7.6
MSCI Europe ex UK		-1.8	-4.0	-0.7	6.8	5.8	0.0

Performance figures for periods longer than 12 months are annualized

Top ten holdings

Stock Name	Weight %
Teleperformance	7.4%
Sanofi	5.1%
Schneider Electric	4.9%
Vinci	4.9%
Sika	4.4%
Finacobank Spa	4.2%
Heineken	4.1%
L Air Lqe.Sc.Anyme.	3.6%
Capgemini	3.5%
CTS Eventim	3.2%

Data Sources: StatPro, Morningstar

Discrete years performance (%)

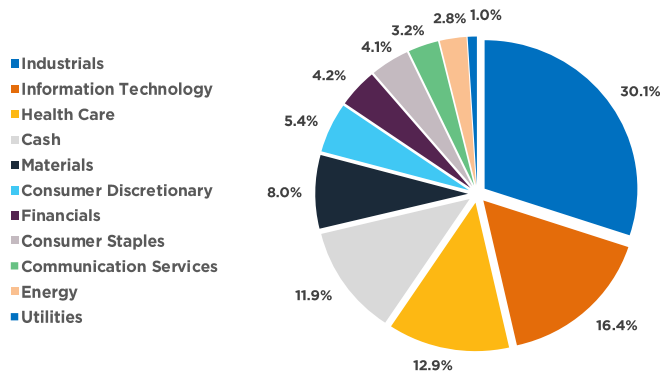
12 Months to	Apr-22	Apr-21	Apr-20	Apr-19	Apr-18
A GBP Income	-5.0	33.3	-3.5	-6.3	9.6
MSCI Europe ex UK	-0.7	33.3	-8.0	2.3	6.3

12 Month Performance Periods to Last Month End

The Manager has selected the MSCI Europe ex UK Index as a comparator benchmark as the Manager believes it best reflects the asset allocation of the Trust.

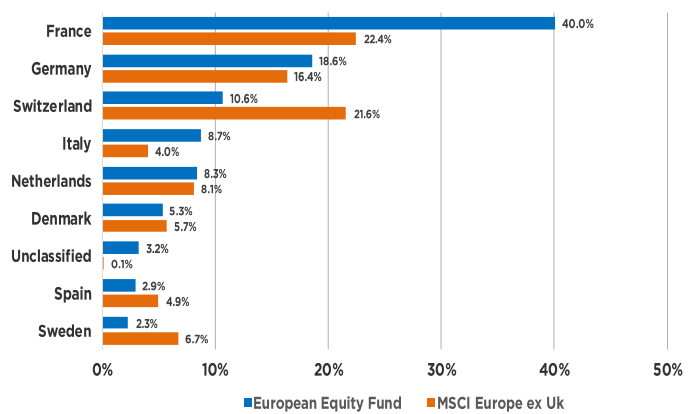
The Fund has holdings which are denominated in currencies other than sterling and may be affected by movements in exchange rates. Consequently the value of an investment may rise or fall in line with the exchange rates. The value of this portfolio is subject to fluctuation and past performance is not necessarily a guide to future performance. The performance is calculated for the portfolio and the actual individual investor performance will differ as a result of initial fees, the actual investment date, the date of reinvestment and dividend withholding tax. All terms exclude costs. Fluctuations or movements in exchange rates may cause the value of underlying investments to go up or down. Do remember that the value of participatory interests or the investment and the income generated from them may go down as well as up and is not guaranteed, therefore, you may not get back the amount originally invested and potentially risk total loss of capital. Therefore, the Manager does not provide any guarantee either with respect to the capital or the return of a portfolio. The Manager has the right to close any Portfolios to new investors to manage them more efficiently in accordance with their mandates. Collective Investment Schemes are traded at ruling prices and can engage in borrowing and scrip lending. Collective Investment Schemes (CIS) are generally medium to long term investments. A schedule of fees and charges and maximum commissions is available on request free of charge from the Authorised Corporate Director, the Investment Manager or at www.sanlam.co.uk. This document is marketing material and is not intended as a recommendation to invest in any particular asset class, security or strategy.

Sector allocation



Data Sources: StatPro, Morningstar

Regional allocation



Fund information and charges

	Inception Date	ISIN	Bloomberg	SEDOL	Initial Charge	AMC	OCF	Minimum investment	Type of Share
A GBP Income	17/05/1990	GB0008192840	SWLEURILN	0819284	up to 5%	1.00%	1.10%	£1,000	Income
B GBP Income	08/06/2011	GB00B4LLXV18	SWEUGBILN	B4LLXV1	No	0.65%	0.75%	£250,000	Income

Contact us

Liz Adnitt
Head of UK Wholesale Distribution
T +44 (0) 20 3116 4071
Liz.Adnitt@sanlam.co.uk

Tom Whitfield
Account Director
T +44 (0) 20 3116 4016
Tom.Whitfield@sanlam.co.uk

Andy Groves
Account Director
T +44 (0)7917 580592
Andrew.Groves@sanlam.co.uk

Bruce Simpson
UK & SA Institutional Sales
T +44 (0) 20 3316 4064
Bruce.Simpson@sanlam.co.uk

Sanlam Investments, Monument Place, 24 Monument Street, London, EC3R 8AJ
T +44 (0) 20 3116 4000

Issued and approved by Sanlam Investments which is authorised and regulated by the Financial Conduct Authority. Sanlam Investments is the trading name for Sanlam Investments UK Limited (FRN 459237) having its registered office at 24 Monument Street, London, EC3R 8AJ. Smith & Williamson Unit Trusts, a company constituted by trust deed as a UCITS scheme, authorised in the UK and regulated by the Financial Conduct Authority. The Fund is managed by Smith & Williamson Fund Administration Limited, 25 Moorgate, London, EC2R 6AY, Tel +44 (0)20 7131 4000, Fax +44 (0)20 7131 4001 which is authorised by the Financial Conduct Authority, as a UCITS Fund Manager and Alternative Investment Fund Manager. Smith & Williamson Fund Administration Limited has appointed Sanlam Investments UK Ltd as Investment Manager to this Fund.

This document is provided to give an indication of the investment and does not constitute an offer/invitation to sell or buy any securities in any fund managed by us nor a solicitation to purchase securities in any company or investment product. It does not form part of any contract for the sale or purchase of any investment. The information contained in this document is for guidance only and does not constitute financial advice. The fund price is calculated on a net asset value basis, which is the total value of all assets in the portfolio including any income and expense accruals. Trail commission and incentives may be paid and are for the account of the manager. Performance figures quoted are from Sanlam Investments and are shown net of fees. Performance figures for periods longer than 12 months are annualized. NAV to NAV figures are used. Calculations are based on a lump sum investment. Please note that all Sanlam Funds carry some degree of risks which may have an adverse effect on the future value of your investment. Any offering is made only pursuant to the relevant offering document, together with the current financial statements of the relevant fund, and the relevant subscription/application forms, all of which must be read in their entirety together with the Funds prospectus, the Fund supplement and the KIID. All these documents explain different types of specific risks associated with the investment portfolio of each of our products and are available free of charge from sanlam.co.uk. No offer to purchase securities will be made or accepted prior to receipt by the offeree of these documents, and the completion of all appropriate documentation. Use or rely on this information at your own risk. Independent professional financial advice should always be sought before making an investment decision as not all investments are suitable for all investors.

Effective from 30 January 2021, the Investment Manager for this fund changed from Smith & Williamson Investment Management LLP to Sanlam Investments UK Limited.