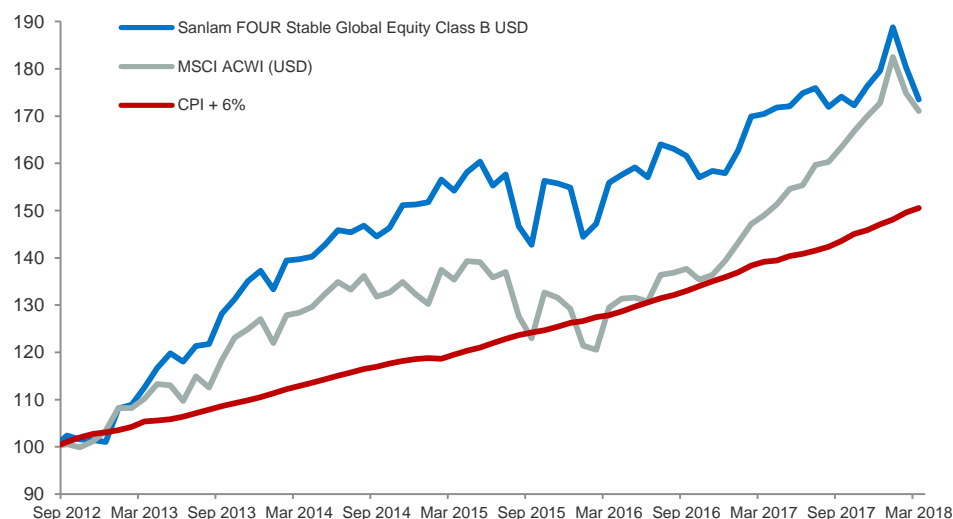


Overview

Aimed at delivering a long-term return of CPI+6%, the Fund invests only in quality businesses exhibiting strong and recurring cashflow to deliver superior risk adjusted returns over time. The team apply the disciplines of value investing to a subset of stocks exhibiting consistently high returns on equity and strong cash generation and are trading below their intrinsic value.

Performance - Past performance is not a guide to future performance



Class B returns are used to illustrate the fund's longest track record and has no fixed management fee. It requires a separate agreement with Sanlam FOUR and is not available to retail clients. Class A is available to retail clients with a 0.75% p.a. management fee, which would result in lower performance than shown. Please see table below for the effect of these charges on performance. **Please see the table overleaf for all available share classes and total fees, or contact us for details.**

Source: Sanlam FOUR, SAMI, MSCI.

Performance (%)

	Inception	1mth	YTD	1yr	3yrs	5yrs	Since Inception
B Accumulation USD	10/09/12	-3.8	-3.4	1.8	4.0	9.0	10.4
MSCI ACWI - USD		-2.1	-1.0	14.8	8.1	9.2	10.1
CPI +6%		0.6	2.3	8.3	8.0	7.4	7.6
A Accumulation USD	18/10/13	-3.8	-3.6	1.0	3.2	n/a	6.0
MSCI ACWI - USD		-2.1	-1.0	14.8	8.1	n/a	7.9
A Accumulation GBP	02/01/15	-5.4	-7.1	-10.2	5.1	n/a	7.0
MSCI ACWI - GBP		-3.9	-4.5	2.4	10.2	n/a	11.8

Performance figures for periods longer than 12 months are annualized

Discrete Years Performance (%)

12 Months to	Mar-18	Mar-17	Mar-16	Mar-15	Mar-14
B Accumulation USD	1.8	9.3	1.1	10.3	24.1
A Accumulation USD	1.0	8.5	0.4	9.5	-
MSCI ACWI - USD	14.8	15.0	-4.3	5.4	16.6
CPI +6%	8.3	8.8	7.0	5.9	7.1
A Accumulation GBP	-10.2	25.5	3.1	-	-
MSCI ACWI - GBP	2.4	32.2	-1.2	-	-

Key Facts

Fund AuM	\$167.1m
Strategy AuM	\$183.8m
Number of Holdings	28
Active Share	94.1%
Yield	2.8%
Fund Manager	Colin McQueen
Target	CPI +6%
Fund Launch Date	10 September 2012
Domicile	Ireland
Base Currency	Sterling
Fund Type	OEIC, UCITS IV
IA Sector	Global
Morningstar Category	Global Large-Cap
Dealing Deadline	14:00 (GMT)
Settlement Time	T+3
Valuation Point	23:59 (GMT)
Distribution	Quarterly

Top Ten Holdings

Stock Name	Weight %
UnitedHealth Group	5.7%
Oracle	5.2%
Imperial Brands	5.0%
AmerisourceBergen	4.9%
Express Scripts Holding	4.8%
WPP	4.8%
Microsoft	4.6%
Roche Holding	4.4%
Medtronic	4.2%
Aon	4.2%

The Fund has holdings which are denominated in currencies other than sterling and may be affected by movements in exchange rates. Consequently the value of an investment may rise or fall in line with the exchange rates. The Fund holds a concentrated portfolio which could mean that it will be volatile when compared to its benchmark.

The value of this portfolio is subject to fluctuation and past performance is not necessarily a guide to future performance. The performance is calculated for the portfolio and the actual individual investor performance will differ as a result of initial fees, the actual investment date, the date of reinvestment and dividend withholding tax. All terms exclude costs. Fluctuations or movements in exchange rates may cause the value of underlying investments to go up or down. Do remember that the value of participatory interests or the investment and the income generated from them may go down as well as up and is not guaranteed, therefore, you may not get back the amount originally invested and potentially risk total loss of capital. Therefore, the Manager does not provide any guarantee either with respect to the capital or the return of a portfolio. The Manager has the right to close any Portfolios to new investors to manage them more efficiently in accordance with their mandates. Collective Investment Schemes are traded at ruling prices and can engage in borrowing and scrip lending. Collective Investment Schemes (CIS) are generally medium to long term investments. A schedule of fees and charges and maximum commissions is available on request free of charge from the Manager, the Investment Manager or at www.sanlam.ie.

Monthly Commentary

Stocks fell just over 2% in USD over the month as benign economic news was countered by political risk and the prospect of US trade tariffs against China with retaliatory reciprocal measures also feared. The FOMC raised rates by 25bps. More importantly, February produced a 'Goldilocks' jobs report with strong job creation but more modest wage growth.

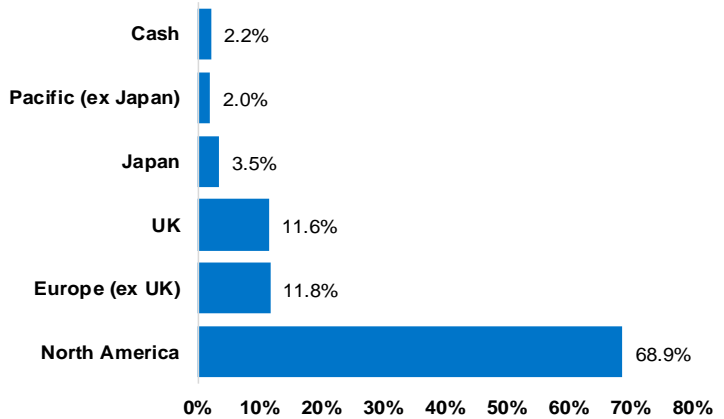
Europe's GDP data for Q4 was strong but current PMIs have dipped. The ECB maintained negative rates and confirmed asset purchases at current levels. The overall tone remained dovish, as it did in Japan with the reconfirmation of Haruhiko Kuroda for another term. PM Abe was however damaged following a scandal. China's congress removed the term limit for Xi Jinping. Premier Li Keqiang announced a 2018 growth target of "close to 6.5%". The Congress also continued structural reforms aimed to reduce systemic financial risk.

The Fund fell somewhat ahead of equities with 11 stocks rising and 17 falling in USD. Advertising agencies WPP and Publicis fell; WPP produced reasonable full year results but disappointed with flat organic top line guidance for 2018. Oracle declined following below expectations in license and cloud revenues on an underlying currency adjusted basis. Given the move in currency (weak dollar) effective guidance was lowered.

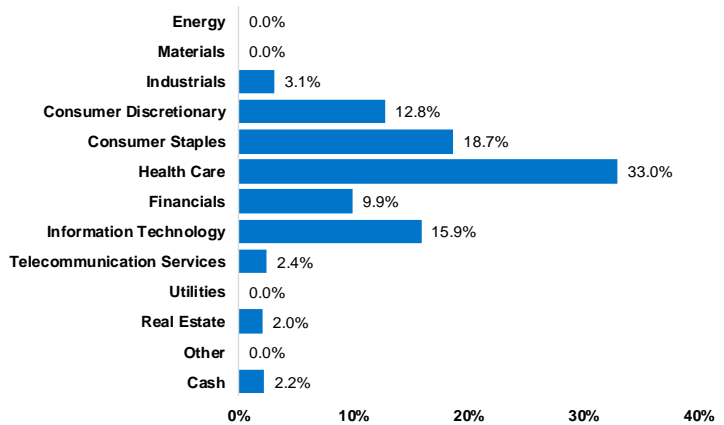
Within Healthcare, AmerisourceBergen fell on concern that drug distributors could become involved in litigation over the US opioid epidemic, whilst Express Scripts fell, despite an agreed bid from health insurer Cigna earlier in the month, as a member of Congress asked for an antitrust review.

Allergan reversed some of its recent underperformance as peak fears of 'generic botox' subside. Nasdaq responded well to consolidation in the sector as well as a bullish investor day. Ahold Delhaize was strong as it continues to deliver on its integration. During the month we took profits in Oracle (ahead of results), Nasdaq and Ebay, and added to Oracle (after weakness), WPP and BAT.

Regional Breakdown



Sector Breakdown



Sources for data: Sanlam FOUR, Bloomberg, MSCI

Fund Information & Charges

	Inception Date	ISIN	Bloomberg	SEDOL	Initial Charge	AMC	OCF	Price	Minimum investment	Type of Share
B GBP Accumulation	05/03/2014	IE00B7F8DC07	FOURGSB	B7F8DC0	Up to 5%	*	**	14.7892	£10,000	Accumulation
B USD Accumulation	10/09/2012	IE00B8HRY S59	FOURSGB	B8HRY S5	Up to 5%	*	**	17.3506	\$10000	Accumulation
B EUR Accumulation	Awaiting Investment	IE00B79STG20	FOURGBE	B79STG2	Up to 5%	*	**	n/a	€10,000	Accumulation
A GBP Accumulation	02/01/2015	IE00B8HVH114	FOURAGA	B8HVH11	None	0.75%	0.92%	12.4704	£1,000	Accumulation
A GBP Income	02/11/2015	IE00BZ0P2Y70	SA4GEAG	BZ0P2Y7	None	0.75%	0.92%	11.4081	£1,000	Income
A USD Accumulation	18/10/2013	IE00B83TFX77	FOURSGA	B83TFX7	None	0.75%	0.92%	12.9397	\$1,000	Accumulation
A EUR Accumulation	19/06/2015	IE00B7F6TQ05	FOURGAE	B7F6TQ0	None	0.75%	0.92%	9.7524	€1,000	Accumulation

*The AMC for Class B is subject to a separate agreement with Sanlam FOUR **The OCF figure would be the agreed fee plus an additional 0.32%.

Contact Details

Tel: +44 20 3116 4000
 Email: enquiries@sanlamfour.com

Address: 1 Ely Place, London, EC1N 6RY
 Website: www.sanlamFOUR.com

Issued and approved by Sanlam FOUR Investments UK Limited ("Sanlam FOUR"), a limited liability company incorporated in England & Wales with registered number 5809399 and having its registered office at 1 Ely Place, London EC1N 6RY. Sanlam FOUR is authorised and regulated in the United Kingdom by the Financial Conduct Authority (FRN 459237) to undertake regulated investment business. The Fund is a sub-fund of the Sanlam Universal Funds plc, a company incorporated with limited liability as an open-ended umbrella investment company with variable capital and segregated liability between sub-funds under the laws of Ireland and authorised by the Central Bank. The Fund is managed by Sanlam Asset Management (Ireland) Limited, Beech House, Beech Hill Road, Dublin 4, Ireland, Tel + 353 1 205 3510, Fax + 353 1 205 3521 which is authorised by the Central Bank of Ireland, as a UCITS Management Company, an Alternative Investment Fund Manager, and is licensed as a Financial Service Provider in terms of Section 9 of the South African FAIS Act of 2002. Sanlam Asset Management is a registered business name of Sanlam Asset Management (Ireland) Limited. Sanlam Asset Management has appointed Sanlam FOUR Investments UK Ltd as Investment Manager to this fund. This document is provided to give an indication of the investment and does not constitute an offer/invitation to sell or buy any securities in any fund managed by us nor a solicitation to purchase securities in any company or investment product. It does not form part of any contract for the sale or purchase of any investment. The information contained in this document is for guidance only and does not constitute financial advice. The fund price is calculated on a net asset value basis, which is the total value of all assets in the portfolio including any income and expense accruals. Trail commission and incentives may be paid and are for the account of the manager. Performance figures quoted are from Sanlam FOUR and are shown net of fees. Performance figures for periods longer than 12 months are annualized. NAV to NAV figures are used. Calculations are based on a lump sum investment. Please note that all Sanlam FOUR Funds carry some degree of risks which may have an adverse effect on the future value of your investment. Any offering is made only pursuant to the relevant offering document, together with the current financial statements of the relevant fund, and the relevant subscription/application forms, all of which must be read in their entirety together with the Sanlam Universal Funds plc prospectus, the Fund supplement and the KIID. All these documents explain different types of specific risks associated with the investment portfolio of each of our products and are available free of charge from the Manager or at www.sanlam.ie. No offer to purchase securities will be made or accepted prior to receipt by the offeree of these documents, and the completion of all appropriate documentation. Use or rely on this information at your own risk. Independent professional financial advice should always be sought before making an investment decision as not all investments are suitable for all investors.