

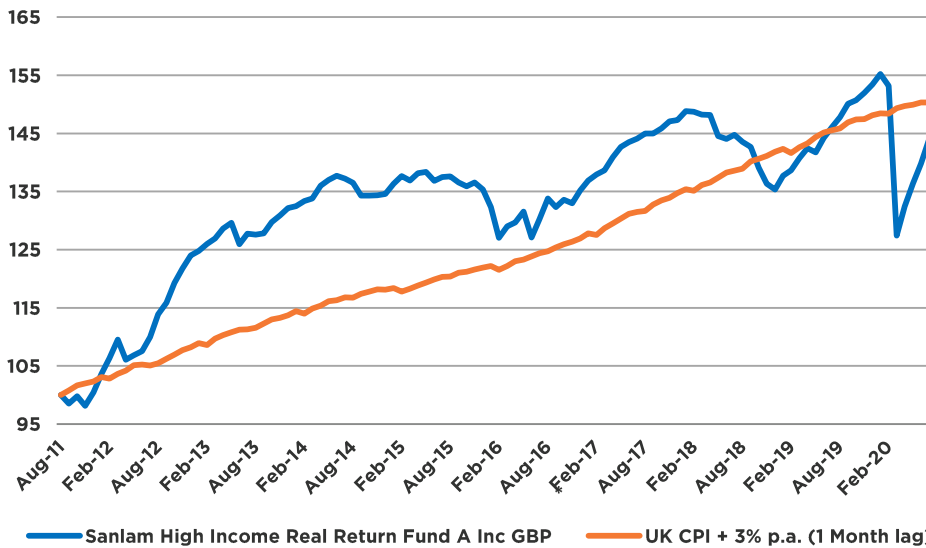
# Sanlam High Income Real Return Fund

July 2020 | Factsheet

## Overview

The Sanlam High Income Real Return Fund employs a multi asset strategy centred around the generation of consistent high income through careful security selection combined with a high degree of diversification. The Fund aims to generate net income equivalent to UK Consumer Price Index plus 3% per annum on a rolling basis. The Fund will invest on a long only basis in bonds, equities and other funds - collective investment schemes ("CIS"), which are listed or traded on Recognised Exchanges worldwide. The Fund may also gain exposure to property and infrastructure and invest up to 75% in bonds both corporate and government with a variety of fixed and floating coupon rates. The Fund may invest up to 50% in other funds (CIS) to gain exposure to asset classes listed in the Investment Policy above. Up to 30% may be invested in property and infrastructure, exposure being gained indirectly through equity and CIS securities whose principal business is real estate. The Fund may use derivatives to generate income and for hedging purposes.

## Performance\* – past performance is not a guide to future performance



Please see the table overleaf for all available share classes and fees, or contact us for details.

Source: Sanlam, Link, Bloomberg

## Performance\* (%)

	Inception	1mth	3mth	6mth	YTD	1Yr	Since Inception
Fund (A GBP Acc)	29/04/2016	3.1%	8.8%	-7.2%	-6.1%	-1.3%	4.2%
UK CPI + 3% p.a.		0.0%	0.4%	1.2%	1.5%	3.3%	4.7%

Since Inception figures are annualized

	Inception	12 months to Jul 16	12 months to Jul 17	12 months to Jul 18	12 months to Jul 19	12 months to Jul 20	
Fund (A GBP Acc)	29/04/2016	-	-5.3%	10.6%	0.5%	0.9%	-1.3%
UK CPI + 3% p.a.		-	3.4%	5.7%	5.4%	5.0%	3.3%

12 Month Performance Periods to Last Month End

\*On 29-04-16 the Tideway UCITS Funds Global Navigator Fund merged into the Sanlam Real Return Fund. The Tideway UCITS Funds Global Navigator Fund employed the same investment strategy to that of the Sanlam Real Return Fund. Performance shown in this factsheet for the period 07-09-11 to 29-04-16 is that of the Tideway UCITS Funds Global Navigator Fund representative share class, Class B GBP. Performance data for periods after 29-04-16 is that of the Sanlam High Income Real Return Fund, Class A GBP Inc. The Fund's benchmark is UK CPI plus 3%.

The fund will invest in debt securities. The government or company issuer of a bond might not be able to repay either the interest or the original loan amount and therefore default on the debt. This would affect the credit rating of the bond and, in turn, the value of the fund. Investment in bonds and other debt instruments (including related derivatives) is subject to interest rate risk. If long-term interest rates rise, the value of your shares is likely to fall. The yield is gross and could be higher than what you will receive in the future. The fund may invest in derivatives for the purpose of hedging, efficient portfolio management and/or investment purpose. There is a risk that losses could be made on derivative positions or that the counterparties could fail to complete on transactions. The Fund may engage in transactions in financial derivative instruments for Share Class hedging purposes only. There is a risk that losses could be made on derivative positions or that the counterparties could fail to complete on transactions. The Fund may invest in Contingent Convertible Securities (CoCo's). The value of CoCos is unpredictable and will be influenced by many factors including, without limitation (i) the creditworthiness of the issuer and/or fluctuations in such issuer's applicable capital ratios; (ii) supply and demand for the CoCos; (iii) general market conditions and available liquidity and (iv) economic, financial and political events that affect the issuer, its particular market or the financial markets in general. The investor may not receive return of principal if expected on a call date or indeed at any date. The value of this portfolio is subject to fluctuation and past performance is not necessarily a guide to future performance. The performance is calculated for the portfolio and the actual individual investor performance will differ as a result of initial fees, the actual investment date, the date of reinvestment and dividend withholding tax. All terms exclude costs. Fluctuations or movements in exchange rates may cause the value of underlying investments to go up or down. Do remember that the value of participatory interests or the investment and the income generated from them may go down as well as up and is not guaranteed, therefore, you may not get back the amount originally invested and potentially risk total loss of capital. Therefore, the Manager does not provide any guarantee either with respect to the capital or the return of a portfolio. The Manager has the right to close any Portfolios to new investors to manage them more efficiently in accordance with their mandates. Collective Investment Schemes are traded at ruling prices and can engage in borrowing and scrip lending. Collective Investment Schemes (CIS) are generally medium to long term investments. AM0820(192)1120UKInst

## Key facts

Fund AuM	£36.2m
Number of Holdings	26
Fund Manager	Peter Doherty
Fund Launch Date	Apr-16
Domicile	Ireland
Base Currency	Sterling
Fund Type	OEIC, UCITS IV
IA Sector	Targeted Abs. Return
Morningstar Category	Alt - Multistrategy
Dealing Deadline	12:00 (GMT)
Settlement Time	T+3
Valuation Point	23:00 (GMT)

## Investment team

Peter Doherty  
Head of Fixed Income

Guillaume Desqueyroux  
Fund Manager



## Risk analysis

Volatility (last 12m)	18.2%
Volatility (inception)	7.7%
Best Mthly Return	3.9%
Worst Mthly Return	-16.8%
Max Draw down (12m)	-17.9%
Sharpe Ratio	0.46

Lower risk Higher risk  
Typically lower rewards Typically higher rewards



## Monthly commentary

It is anyone's guess what will dominate the headlines between now and 2021. We can be sure that market volatility will return at some point as the safety nets are taken away and people, companies and markets have to stand on their own two feet.

We continued the active migration of the portfolio to a balanced mandate across the three pillars of

- Hybrid Capital
- Alternative Credit
- Real Assets

We added a number of very interesting Real Assets including Supermarket REIT, 3i Infrastructure and Big Box, each of which have been researched and recommended by the highly regarded Sanlam Real Assets team headed by Mike Pinggera. These are long term hold positions which have the potential to deliver positive real income ahead of our target as well as add capital value through NAV growth.

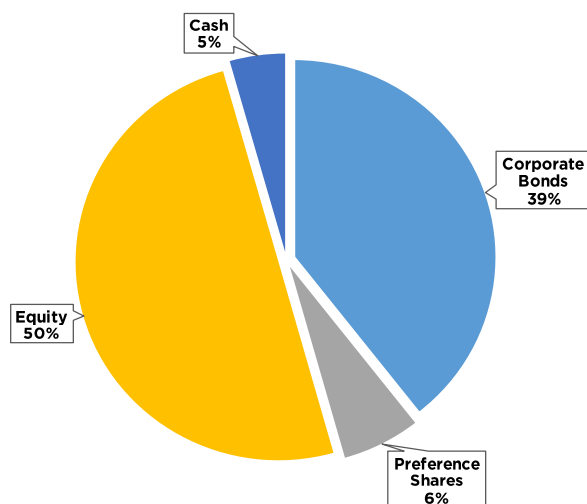
On a very positive note, our patience with TORO LN paid off as the fund announced a large special cash dividend of more than 20 % on the then current market price ( 0.12 per share trading at 0.56) which resulted in the price heading into the mid 0.60's for a total return of more than 15 % in the month.

From here we estimate that the fund at least has the capacity to deliver more than 6 % net income and in addition protect capital in real terms. Of course, with an economic downturn or more Covid-19 stress in the global credit markets there may be more difficult times ahead. We are however, starting from a position of strength and now have the luxury of time working for us in a portfolio made up of high income and accrual assets. We re-iterate that increases in interest rates in the major economies remain at least 2 and probably more like 3 to 5 years away. Generating income through "carry" will be as important as ever across the next 12-18 months and in turn, maintaining more than 6 % net income will represent a major achievement.

## Top 5 holdings

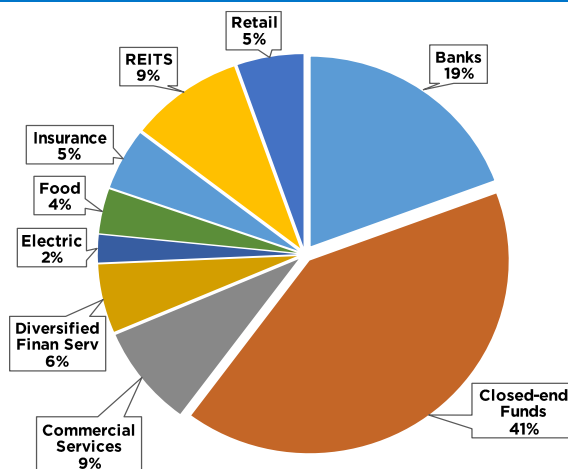
Stock Name	Weight %
Toro Ltd Ord Npv Eur	6.1%
Dresdner Fndg Trust I	6.0%
Punch Taverns Finance B	5.1%
Aquila European Renewable	5.0%
Hipgnosis Songs Fund Ltd	4.8%

## Asset allocation (as % NAV)



\* The "Sanlam Credit Rating" is an internal assessment of the creditworthiness of the security using proprietary internal credit analysis. Full details can be provided upon request.

## Sector exposure (as % of NAV)



Source: Sanlam, LINK, Bloomberg

## Fund information and charges

	Inception Date	ISIN	Bloomberg	SEDOL	Initial Charge	AMC	OCF	Price	Minimum investment	Type of Share
<b>A GBP Income</b>	29/04/2016	IE00BYWZXV22	TDWRRAG	BYWZXV2	None	0.50%	1.11%	106.11	£1,000	Income
<b>B USD Accumulation</b>	29/04/2016	IE00BYWZXW39	TDWRRBU	BYWZXW3	None	0.50%	1.11%	113.04	\$2000	Accumulation

## Contact us

**Liz Adnitt**  
Sales Director  
T +44 (0) 20 3116 4071  
Email : [Liz.Adnitt@sanlam.co.uk](mailto:Liz.Adnitt@sanlam.co.uk)

**Tom Whitfield**  
Sales Manager  
T +44 (0) 20 3116 4016  
Email : [Tom.Whitfield@sanlam.co.uk](mailto:Tom.Whitfield@sanlam.co.uk)

**Bruce Simpson**  
UK & SA Institutional Sales  
T +44 (0) 20 3316 4064  
Email : [Bruce.Simpson@sanlam.co.uk](mailto:Bruce.Simpson@sanlam.co.uk)

**Sanlam Investments**, Monument Place, 24 Monument Street, London, EC3R 8AJ  
T +44 (0) 20 3116 4000

Issued and approved by Sanlam Investments which is authorised and regulated by the Financial Conduct Authority. Sanlam Investments is the trading name for our two Financial Conduct Authority (FCA) regulated entities: Sanlam Investments UK Limited (FRN 459237) and Sanlam Private Investments (UK) Ltd (FRN 122588), both having their registered office at 24 Monument Street, London, EC3R 8AJ. This document is provided to give an indication of the investment and does not constitute an offer/invitation to sell or buy any securities in any fund managed by us nor a solicitation to purchase securities in any company or investment product. It does not form part of any contract for the sale or purchase of any investment. The information contained in this document is for guidance only and does not constitute financial advice. The fund price is calculated on a net asset value basis, which is the total value of all assets in the portfolio including any income and expense accruals. Trail commission and incentives may be paid and are for the account of the manager. Performance figures quoted are from Sanlam and are shown net of fees. Performance figures for periods longer than 12 months are annualized. NAV to NAV figures are used. Calculations are based on a lump sum investment. Please note that all Sanlam Funds carry some degree of risks which may have an adverse effect on the future value of your investment. Any offering is made only pursuant to the relevant offering document, together with the current financial statements of the relevant fund, and the relevant subscription/application forms, all of which must be read in their entirety together with the Fund prospectus, the Fund supplement, and the KIID. All these documents explain different types of specific risks associated with the investment portfolio of each of our products and are available free of charge from the Manager. No offer to purchase securities will be made or accepted prior to receipt by the offeree of these documents, and the completion of all appropriate documentation. Use or rely on this information at your own risk. Independent professional financial advice should always be sought before making an investment decision as not all investments are suitable for all investors.

Effective from 20th April 2020, the Investment Manager for this fund changed from Tideway Investment Partners LLP to Sanlam Investments UK Limited.  
AM0420(157)0720UKInst