

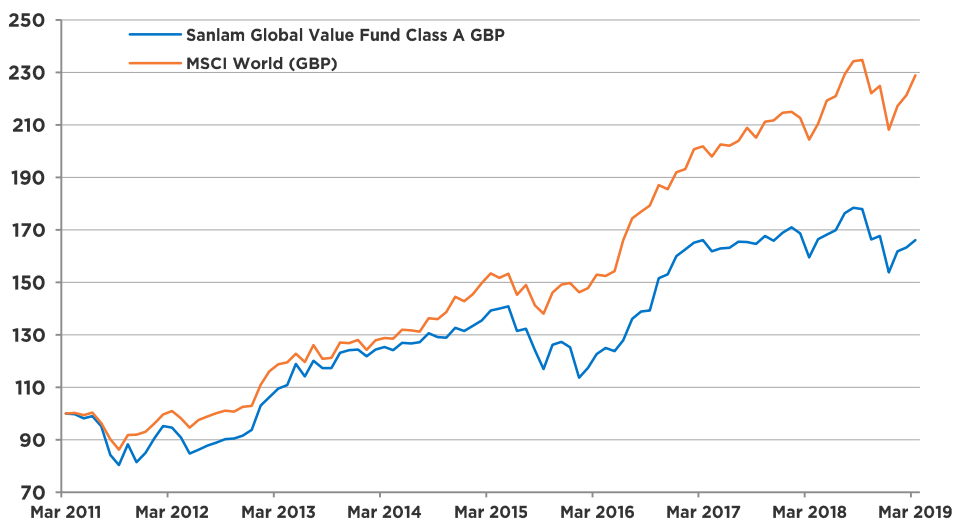
Sanlam Global Value Fund

March 2019 | Factsheet

Overview

The fund aims to deliver attractive real returns, and superior investment returns to the wider equity market over time. The focus is on strong companies with above average cash returns on capital that are trading at a significant discount to their intrinsic value.

Performance - Past performance is not a guide to future performance



Class A returns are used to illustrate the funds longest track record in the chart above, and is available to retail clients with a 0.75%p.a. management fee. Please see the table overleaf for other available share classes and total fees, or contact us for details.

Source: Sanlam, SAMI, MSCI.

Key facts

Fund AuM	\$151.5m
Strategy AuM	\$193.6m
Number of Holdings	57
Active Share	89.4%
Portfolio Yield*	3.1%
Fund Managers	Colin McQueen Stephen Walker Lorenzo Dicorrado
Benchmark	MSCI World
Fund Launch Date	27 April 2011
Domicile	Ireland
Base Currency	US Dollar
Fund Type	OEIC, UCITS V
IA Sector	Global
Morningstar Category	Global Large-Cap
Dealing Deadline	14:00 (GMT)
Settlement Time	T+3
Valuation Point	11:00 (GMT)
Distribution	Semi-Annual

Performance (%)

	Inception	1mth	YTD	1yr	3yrs	5yrs	Since Inception
A Accumulation GBP	27/04/11	1.7	8.0	4.1	10.6	5.8	6.6
MSCI World		3.4	9.9	12.0	14.4	12.2	11.0
B Accumulation USD	09/09/11	-0.3	10.7	-2.5	7.8	1.5	7.7
MSCI World		1.3	12.5	4.0	10.7	6.8	10.7

Performance figures for periods longer than 12 months are annualized

Discrete years performance (%)

12 Months to	Mar-19	Mar-18	Mar-17	Mar-16	Mar-15
A Accumulation GBP	4.1	-4.0	35.4	-11.9	11.1
MSCI World	12.0	1.3	31.9	-0.3	19.1
B Accumulation USD	-2.5	8.9	17.9	-13.7	-0.5
MSCI World	4.0	13.6	14.8	-3.5	6.0

Top ten holdings

Stock Name	Weight %
eBay	3.1%
Imperial Brands	2.9%
Bank of America	2.9%
Samsung Electronics	2.9%
UnitedHealth Group	2.8%
Eni	2.8%
Oracle	2.7%
Microsoft	2.7%
AmerisourceBergen	2.6%
BAT	2.5%

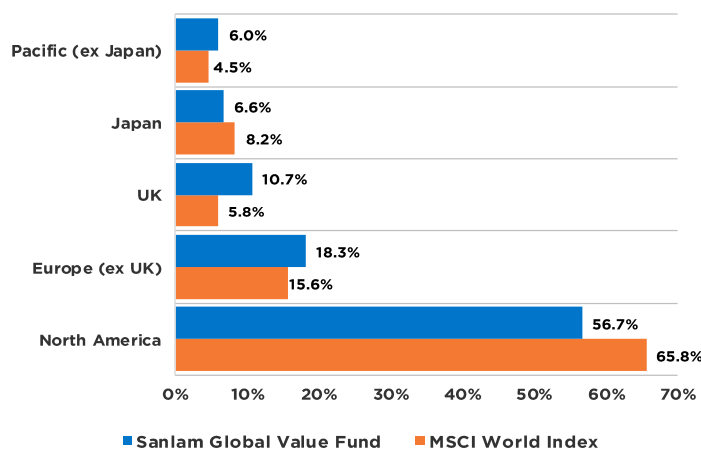
The Fund has holdings which are denominated in currencies other than sterling and may be affected by movements in exchange rates. Consequently the value of an investment may rise or fall in line with the exchange rates. The value of this portfolio is subject to fluctuation and past performance is not necessarily a guide to future performance. The performance is calculated for the portfolio and the actual individual investor performance will differ as a result of initial fees, the actual investment date, the date of reinvestment and dividend withholding tax. All terms exclude costs. Fluctuations or movements in exchange rates may cause the value of underlying investments to go up or down. Do remember that the value of participatory interests or the investment and the income generated from them may go down as well as up and is not guaranteed, therefore, you may not get back the amount originally invested and potentially risk total loss of capital. The Yield is gross and is calculated on historic dividend income from the preceding 12 months. Since the yield is based on past information it is provided as a guide and should not be taken as a guaranteed yield. If fees are charged to the capital account then this could reduce the amount invested. Income may fluctuate in accordance with market conditions and taxation arrangement's. Therefore, the Manager does not provide any guarantee either with respect to the capital or the return of a portfolio. The Manager has the right to close any Portfolios to new investors to manage them more efficiently in accordance with their mandates. Collective Investment Schemes are traded at ruling prices and can engage in borrowing and scrip lending. Collective Investment Schemes (CIS) are generally medium to long term investments. A schedule of fees and charges and maximum commissions is available on request free of charge from the Manager, the Investment Manager or at www.sanlam.ie. SAH0419(42)0719UK&SAInst

Monthly commentary

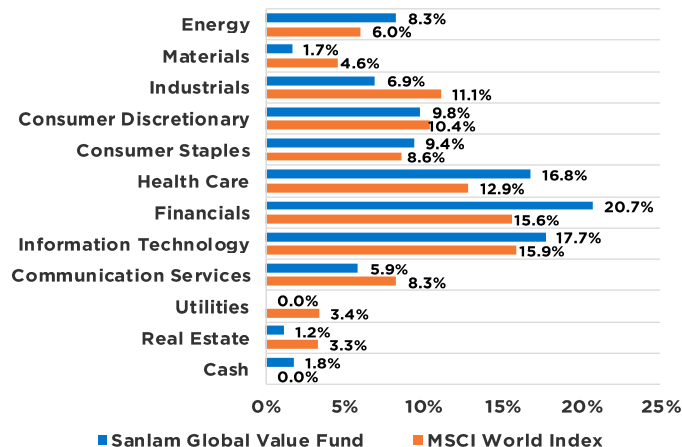
World markets rose in the low single digits in USD terms, driven by the US and European markets like Italy and Switzerland. This result was supported by accommodating central bank comments as well as the announcement of a new LTRO, particularly favouring Italian spreads. China also helped with a fresh batch of stimulus measures. These positive developments were cooled by a prolonged Brexit process in the UK; low ISM and Michigan university indices and China's lower growth target. PMI data in Germany and France was also disappointing. In this environment the USD strengthened against the main currencies, while the Oil price continued rising, reaching \$68 as Venezuela followed Saudi Arabia in having production problems. Consumer staples, technology and utilities performed the best while industrials, financials and healthcare lagged.

The Fund underperformed the market by over one point on the back of our allocation to financials and stock selection in healthcare and financials. Cigna, AmerisourceBergen, Bank of America, BNP Paribas, were notable detractors, as was Malaysia Airports. Not owning Apple and Amazon also hurt the fund in relative terms. The healthcare names were both the victim of political sentiment, as democrats proposed in February the "Medicare for All" bill aimed at galvanising the party's liberal base. The DoJ's support for Texas's ruling of the ACA being unconstitutional was another troubling headline that could put into doubt future volumes for the PBMs and distributors. However, at this stage any significant price reaction is immensely premature as the probability of any change is exceedingly low. Malaysia Airport has fallen on the back of regulatory uncertainties and litigation with a carrier - ultimately we expect the dominant position of the operator to be maintained. Conversely, the Fund was rewarded by a broad selection of companies - British American Tobacco, Anadarko and Reckitt Benckiser. BAT in particular has risen in the double digits on the back of a solid earnings report and an encouraging capital markets day, highlighting its ambitions in reduced harm products and the economic power of the business. Anadarko rose on the back of a buoyant oil price as well as a healthy cash flow generation profile and buyback program.

Regional breakdown



Sector breakdown



Sources for data: Sanlam, Bloomberg, MSCI

Fund information and charges

	Inception Date	ISIN	Bloomberg	SEDOL	Initial Charge	AMC	OCF	Price	Minimum investment	Type of Share
A GBP Accumulation	27/04/2011	IE00B5M48M23	FOURGAS	B5M48M2	None	0.75%	0.97%	16.6079	£1,000	Accumulation
A GBP Income	Awaiting Investment	IE00BZ0P2X63	FOURAGD	BZ0P2X6	None	0.75%	0.97%	n/a	£1,000	Income
A USD Accumulation	17/10/2011	IE00B3P4WN45	FOURGAU	B3P4WN4	None	0.75%	0.97%	16.2511	\$1000	Accumulation
A EUR Accumulation	02/01/2015	IE00B3Q60B35	FOURAEU	B3Q60B3	None	0.75%	0.97%	11.4540	€1,000	Accumulation
B USD Accumulation	09/09/2011	IE00B65QBL21	FOURGBU	B65QBL2	Up to 5%	0.00%*	**	17.4966	\$10,000	Accumulation

*Access to class B is subject to a separate agreement with Sanlam. **The OCF figure would be the agreed fee plus an additional 0.22%. Other share classes are available.

Contact us

Liz Adnitt
Sales Director
T +44 (0) 20 3116 4071
Email : Liz.Adnitt@sanlam.co.uk

Alexandra Dacres-Hogg
Sales Manager
T +44 (0) 20 3116 4041
Email : Alexandra.Dacreshogg@sanlam.co.uk

Sanlam Investments, Monument Place, 24 Monument Street, London, EC3R 8AJ

T +44 (0) 20 3116 4300

Issued and approved by Sanlam Investments. Sanlam Investments is a trading name for our two Financial Conduct Authority (FCA) regulated entities: Sanlam Investments UK Limited (FRN 459237), having its registered office at Monument Place, 24 Monument Street, London EC3R 8AJ and Sanlam Private Investments (UK) Ltd (FRN 122588) having its registered office at 16 South Park, Sevenoaks, Kent, TN13 1AN. The Fund is a sub-fund of the Sanlam Universal Funds plc, a company incorporated with limited liability as an open-ended umbrella investment company with variable capital and segregated liability between sub-funds under the laws of Ireland and authorised by the Central Bank. The Fund is managed by Sanlam Asset Management (Ireland) Limited, Beech House, Beech Hill Road, Dublin 4, Ireland, Tel + 353 1 205 3510, Fax + 353 1 205 3521 which is authorised by the Central Bank of Ireland, as a UCITS Management Company, an Alternative Investment Fund Manager, and is licensed as a Financial Service Provider in terms of Section 8 of the South African FAIS Act of 2002. Sanlam Asset Management is a registered business name of Sanlam Asset Management (Ireland) Limited. Sanlam Asset Management has appointed Sanlam Investments UK Ltd as Investment Manager to this fund. This document is provided to give an indication of the investment and does not constitute an offer/invitation to sell or buy any securities in any fund managed by us nor a solicitation to purchase securities in any company or investment product. It does not form part of any contract for the sale or purchase of any investment. The information in this document is for guidance only and does not constitute financial advice. The fund price is calculated on a net asset value basis, which is the total value of all assets in the portfolio including any income and expense accruals. Trail commission and incentives may be paid and are for the account of the manager. Performance figures quoted are from Sanlam Investments and are shown net of fees. Performance figures for periods longer than 12 months are annualized. NAV to NAV figures are used. Calculations are based on a lump sum investment. Please note that all Sanlam Investments Funds carry some degree of risks which may have an adverse effect on the future value of your investment. Any offering is made only pursuant to the relevant document, together with the current financial statements of the relevant fund, and the relevant subscription and application forms, which must be read in their entirety together with the Sanlam Universal Funds plc prospectus, the Fund supplement and the KIID. All these documents explain different types of specific risks associated with the investment portfolio of each of our products and are available free of charge from the Manager or at www.sanlam.ie. No offer to purchase securities will be made or accepted prior to receipt by the offeree of these documents, and the completion of all appropriate documentation. Use or rely on this information at your own risk. Independent professional financial advice should always be sought before making an investment decision as not all investments are suitable for all investors. MSCI makes no express or implied warranties or representations and shall have no liability whatsoever with respect to any MSCI data contained herein. This data may not be further redistributed or used as a basis for other indices or any securities or financial products. This document is not approved, reviewed or produced by MSCI.