

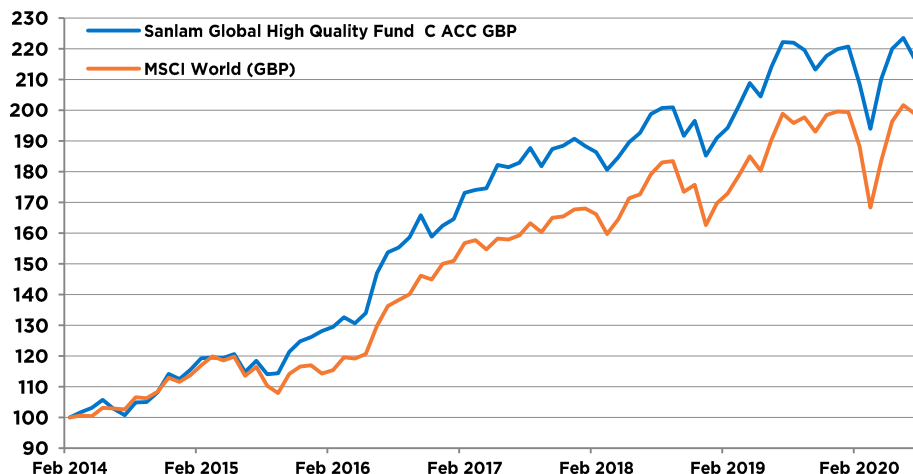
Sanlam Global High Quality Fund

July 2020 | Factsheet

Overview

The Fund is an actively managed portfolio of global equities with a high quality bias, high conviction and benchmark agnostic, with sector and regional positioning driven by bottom-up stock selection. The investment process is unconstrained seeking to invest in companies with predictable revenue growth that produces sustainable economic value.

Performance – past performance is not a guide to future performance



Class C returns are used to illustrate the fund's longest track record and it is a restricted share class per the fund information table on the next page. It is not available to retail clients. Class I is available to retail clients with a 0.75% p.a. management fee, which would result in lower performance than shown. Please see table below for the effect of these charges on performance. **Please see the table overleaf for other available share classes and total fees, or contact us for details.** Source: Sanlam, SAMI, StatPro

Performance (%)

	Inception	1mth	YTD	1yr	3yrs	5yrs	Since Inception
C Accumulation GBP	28/02/14	-2.9	-1.3	-2.3	5.9	12.9	12.8
MSCI World		-1.4	-0.3	0.0	7.7	11.3	11.3
I Accumulation GBP	24/06/16	-3.0	-1.4	-2.5	5.6	n/a	12.5
MSCI World		-1.4	-0.3	0.0	7.7	n/a	13.1
A Accumulation GBP	02/01/15	-3.0	-1.9	-3.4	4.8	11.7	11.3
MSCI World		-1.4	-0.3	0.0	7.7	11.3	10.9

Performance figures for periods longer than 12 months are annualized

Discrete years performance (%)

12 Months to	Jul-20	Jul-19	Jul-18	Jul-17	Jul-16
C Accumulation GBP	-2.3	11.8	8.6	19.0	29.8
MSCI World	0.0	11.0	12.4	16.9	17.0
I Accumulation GBP	-2.5	11.6	8.4	0.2	n/a
MSCI World	0.0	11.0	12.4	0.2	n/a
A Accumulation GBP	-3.4	10.7	7.5	17.7	28.5
MSCI World	0.0	11.0	12.4	16.9	17.0

* Portfolio yield is calculated by adding the gross dividend amounts for all dividend types that have gone 'ex' over the past 12 months based on the dividend frequency.

** Distribution yield is the amount received by an investor, and is the sum of distributions paid over the past 12 months, based on the frequency and divided by the last price

The Fund may invest in companies based in emerging markets which may involve additional risks not typically associated with other more established markets such as increased risk of social, economic and political uncertainty. The Fund has holdings which are denominated in currencies other than sterling and may be affected by movements in exchange rates. Consequently the value of an investment may rise or fall in line with the exchange rates.

The value of this portfolio is subject to fluctuation and past performance is not necessarily a guide to future performance. The performance is calculated for the portfolio and the actual individual investor performance will differ as a result of initial fees, the actual investment date, the date of reinvestment and dividend withholding tax. All terms exclude costs. Fluctuations or movements in exchange rates may cause the value of underlying investments to go up or down. Do remember that the value of participatory interests or the investment and income generated from them may go down as well as up and is not guaranteed, therefore, you may not get back the amount originally invested and potentially risk total loss of capital. Therefore, the Manager does not provide any guarantee either with respect to the capital or the return of a portfolio. The Yield is calculated on historic dividend income from the preceding 12 months. Since the yield is based on past information it is provided as a guide and should not be taken as a guaranteed yield. If fees are charged to the capital account then this could reduce the amount invested. Income may fluctuate in accordance with market conditions and taxation arrangements. The Manager has the right to close any Portfolios to new investors to manage them more efficiently in accordance with their mandates. Collective Investment Schemes are traded at ruling prices and can engage in borrowing and scrip lending. Collective Investment Schemes (CIS) are generally medium to long term investments. A schedule of fees and charges and maximum commissions is available on request free of charge from the Manager, the Investment Manager or at www.sanlam.ie. AM0820(191)120UK&SAInst

Key facts

Fund AuM	£458.7m
Strategy AuM	£1415.1m
Number of Holdings	32
Active Share	89.2%
Portfolio Yield*	2.7%
Distribution Yield **	
C GBP	1.1%
I GBP	0.8%
G USD	0.8%
Fund Managers	Pieter Fourie William Ball
Benchmark	MSCI World
Fund Launch Date	28 February 2014
Domicile	Ireland
Base Currency	Sterling
Fund Type	OEIC, UCITS
IA Sector	Global
Morningstar Category	Global Large-Cap
Dealing Deadline	14:00 (GMT)
Settlement Time	T+3
Valuation Point	23:59 (GMT)
Distribution	Semi-Annually

Top ten holdings

Stock Name	Weight %
Facebook	4.5%
Alphabet	4.1%
Medtronic	3.6%
Bayer	3.5%
Booking Holdings	3.5%
British American Tobacco	3.4%
Johnson & Johnson	3.4%
Unilever	3.4%
Intercontinental Hotels	3.4%
Novartis	3.4%
Total	36.1%

Monthly commentary

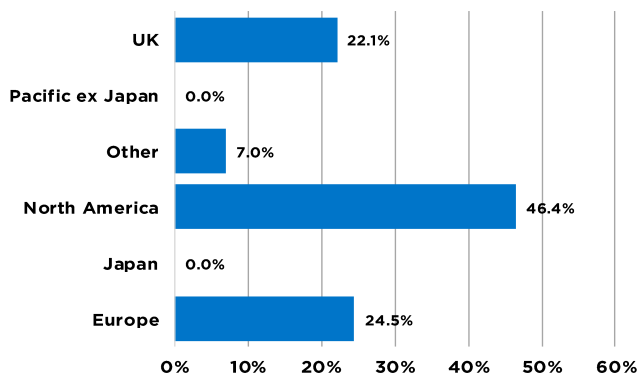
The Sanlam Global High Quality Fund underperformed the MSCI World Index during the month by 1.5%, with the fund down 2.9%.

The best performing stock this month was Cognizant (+13.6%) after the company reported better-than-expected second quarter results. Cognizant have been repositioning their business towards the digital eco-system and this transition has resulted in more unpredictable revenue and operating margin assumptions. This was the second consecutive quarter of positive data from the company and this has encouraged the market that their transition efforts are bearing fruit.

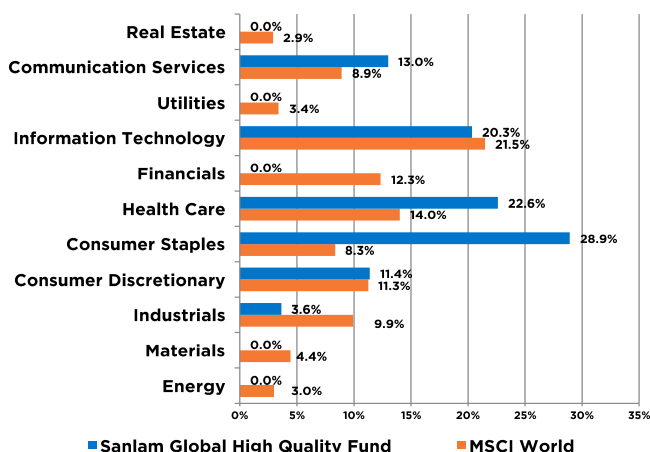
Clearly there is uncertainty as many of their clients will be affected by covid-19 but their competitive positioning is looking better than it has in many years. Other strong performers during the quarter were Sage Group (+8.6%) and Facebook (+5.6%). Sage reported a strong set of results as their recurring revenue business model insulated them from the worst effects of the pandemic. Facebook also reported very strong numbers, highlighting the resilience of their business model.

In terms of laggards, British American Tobacco (-17.2%) and Imperial Brands (-17.1%) both struggled.

Regional breakdown



Sector Breakdown



Source: Sanlam, StatPro

Fund information and charges

	Inception Date	ISIN	Bloomberg	SEDOL	Initial Charge	AMC	OCF	Price	Minimum investment	Type of Share
C GBP Accumulation	28/02/2014	IE00BJWHZ516	SGHQCGA	BJWHZ51	None	0.55%	0.61%	2.1698	€10,000,000	Accumulation
C GBP Income	28/02/2014	IE00B97F9X63	SGHQCGI	B97F9X6	None	0.55%	0.64%	2.0473	€10,000,000	Income
A GBP Accumulation	02/01/2015	IE00B97B4V77	SGHQBUA	B97B4V7	None	1.60%	1.68%	1.8203	€300	Accumulation
I GBP Accumulation	24/06/2016	IE00BYV7PR98	SANGHFA	BYV7PR9	None	0.75%	0.83%	1.6217	€1,000,000	Accumulation
I GBP Income	09/11/2015	IE00BYV7PQ81	SANGHFI	BYV7PQ8	None	0.75%	0.83%	1.7209	€1,000,000	Income
IH USD Accumulation	01/05/2018	IE00BZ1CS491	SGHQIUA		None	0.75%	0.86%	1.1759	\$1,000,000	Accumulation
G USD Accumulation	11/07/2016	IE00BYV7PT13	SANGHGA	BYV7PT1	None	0.75%	0.82%	1.4340	\$1,000,000	Accumulation

Other share classes are available

Contact us

Liz Adnitt
Sales Director
T +44 (0) 20 3116 4071
Email : Liz.Adnitt@sanlam.co.uk

Tom Whitfield
Sales Manager
T +44 (0) 20 3116 4016
Email : Tom.Whitfield@sanlam.co.uk

Bruce Simpson
UK & SA Institutional Sales
T +44 (0) 20 3316 4064
Email : Bruce.Simpson@sanlam.co.uk

Sanlam Investments, Monument Place, 24 Monument Street, London, EC3R 8AJ
T +44 (0) 20 3116 4000

Issued and approved by Sanlam Investments which is authorised and regulated by the Financial Conduct Authority. Sanlam Investments is the trading name for our two Financial Conduct Authority (FCA) regulated entities: Sanlam Investments UK Limited (FRN 459237), having its registered office at 24 Monument Street, London, EC3R 8AJ and Sanlam Private Investments (UK) Ltd (FRN 122588) having its registered office at Monument Place, 24 Monument Street, London, EC3R 8AJ. The Fund is a sub-fund of the Sanlam Universal Funds plc, a company incorporated with limited liability as an open-ended umbrella investment company with variable capital and segregated liability between sub-funds under the laws of Ireland and authorised by the Central Bank. The Fund is managed by Sanlam Asset Management (Ireland) Limited, Beech House, Beech Hill Road, Dublin 4, Ireland, Tel + 353 1 205 3510, Fax + 353 1 205 3521 which is authorised by the Central Bank of Ireland, as a UCITS Management Company, an Alternative Investment Fund Manager, and is licensed as a Financial Service Provider in terms of Section 8 of the South African FAIS Act of 2002. Sanlam Asset Management is a registered business name of Sanlam Asset Management (Ireland) Limited. Sanlam Asset Management has appointed Sanlam Investments UK Ltd as Investment Manager to this fund. This document is provided to give an indication of the investment and does not constitute an offer/invitation to sell or buy any securities in any fund managed by us nor a solicitation to purchase securities in any company or investment product. It does not form part of any contract for the sale or purchase of any investment. The information contained in this document is for guidance only and does not constitute financial advice. The fund price is calculated on a net asset value basis, which is the total value of all assets in the portfolio including any income and expense accruals. Trail commission and incentives may be paid and are for the account of the manager. Performance figures quoted are from Sanlam Investments and are shown net of fees. Performance figures for periods longer than 12 months are annualized. NAV to NAV figures are used. Calculations are based on a lump sum investment. Please note that all Sanlam Investments Funds carry some degree of risks which may have an adverse effect on the future value of your investment. Any offering is made only pursuant to the relevant offering document, together with the current financial statements of the relevant fund, and the relevant subscription/application forms, all of which must be read in their entirety together with the Sanlam Universal Funds plc prospectus, the Fund supplement and the KIID. All these documents explain different types of specific risks associated with the investment portfolio of each of our products and are available free of charge from the Manager or at www.sanlam.ie. No offer to purchase securities will be made or accepted prior to receipt by the offeree of these documents, and the completion of all appropriate documentation. Use or rely on this information at your own risk. Independent professional financial advice should always be sought before making an investment decision as not all investments are suitable for all investors.