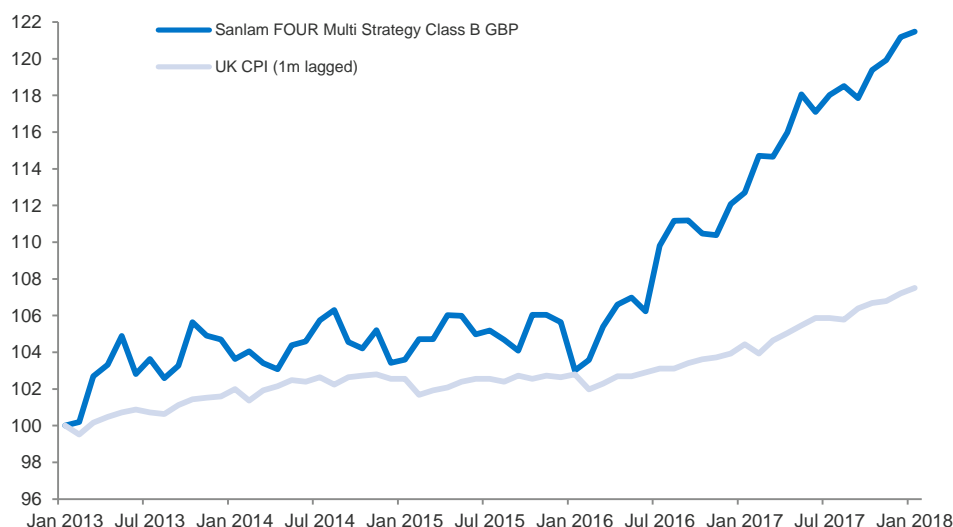


Overview

The Fund combines thematic and systematic investment strategies aimed at generating long-term positive returns. The broad asset class exposure ranges from stock indices and government bonds to real assets, equity derivatives and high yield corporate bonds. The team employs stringent risk analysis and stop loss positions to provide downside protection.

Performance - Past performance is not a guide to future performance



Class B is used to illustrate the fund's longest track record and has no fixed fee. It requires a separate agreement with Sanlam FOUR and is not available to retail clients. Class A is available to retail clients with a 0.75% p.a. fee, which would result in lower performance than shown. Please see table below for the effect of these charges on performance. **Other share classes are available, please see the table overleaf, or contact us for details.**

Source: Sanlam FOUR, SAMI, Bloomberg

Key Facts

Fund AuM	£147.9m
Yield	3.00%
Target - Short Term	+Returns over 3yrs
Target - Long Term	CPI+4% over 5yrs
Fund Manager	Mike Pinggera
Fund Launch Date	31 January 2013
Domicile	Ireland
Base Currency	Sterling
Fund Type	OEIC, UCITS IV
IA Sector	Absolute Return
Morningstar Category	Alt - Multistrategy
Dealing Deadline	11:00 (GMT)
Settlement Time	T+3
Valuation Point	Midday (GMT)
Distribution	Monthly



FinaMetrica Marginal Risk score range 33-39
Please refer to the FinaMetrica mappings factsheet for more details.

Annualised Performance (%)

	Inception	1mth	YTD	1yr	3yrs	5yrs	Since Inception
B GBP Accumulation	31/01/13	0.2	0.2	7.8	5.4	4.0	4.0
A GBP Accumulation	11/11/13	0.2	0.2	7.0	4.7	-	2.9
B USD Accumulation	29/11/13	0.4	0.4	9.3	6.1	-	3.9

Discrete Performance (%)

12 Months to	Jan-18	Jan-17	Jan-16	Jan-15	Jan-14
B GBP Accumulation	7.8	9.4	-0.6	0.0	3.6
A GBP Accumulation	7.0	8.6	-1.3	-0.8	-
B USD Accumulation	9.3	10.0	-0.7	-0.5	-

The fund price is calculated on a net asset value basis, which is the total value of all assets in the portfolio including any income and expense accruals. Trail commission and incentives may be paid and are for the account of the manager. Performance figures are net of fees and annualised for periods over 12 months. The fund performance is from 12 noon to 12 noon, whilst index performance is close of business to close of business.

The value of this portfolio is subject to fluctuation and past performance is not a guide to future performance. You may not get back the amount originally invested and potentially risk total loss of capital. The actual individual investor performance will differ as a result of fees, investment and reinvestment dates, and dividend withholding tax. All terms exclude costs. The Manager does not provide any guarantee for the capital or the portfolio return. Collective Investment Schemes are traded at ruling prices and can engage in borrowing and scrip lending. Investments in collective investment schemes should always be considered as medium to long term.

The Fund has holdings which are denominated in currencies other than sterling and may be affected by movements in exchange rates. Consequently the value of an investment may rise or fall in line with the exchange rates. The fund can invest in derivatives. Derivatives are used to protect against fluctuations in currencies, credit risk and interests rates or for investment purposes. There is a risk that losses could be made on derivative positions or that the counterparties could fail to complete on transactions. The Fund's expenses are charged to capital. This has the effect of increasing dividends while constraining capital appreciation.

The Fund is a sub-fund of the Sanlam Universal Funds plc (the 'Company'), an open-ended umbrella type Investment Company, with variable capital and segregated liability between its sub-funds. The Company is authorised by the Central Bank of Ireland as an undertaking for collective investment in transferable securities under the European Communities (UCITS) Regulation, 2003 as amended (the Regulations). The Company's shares are listed on the Irish Stock Exchange. For UK Distribution only.

The Yield is gross and is calculated on historic dividend income from the preceding 12 months. It is provided as a guide and should not be taken as a guaranteed yield. If fees are charged to the capital account then this could reduce the amount invested. Income may fluctuate in accordance with market conditions and taxation arrangements.

Monthly Commentary

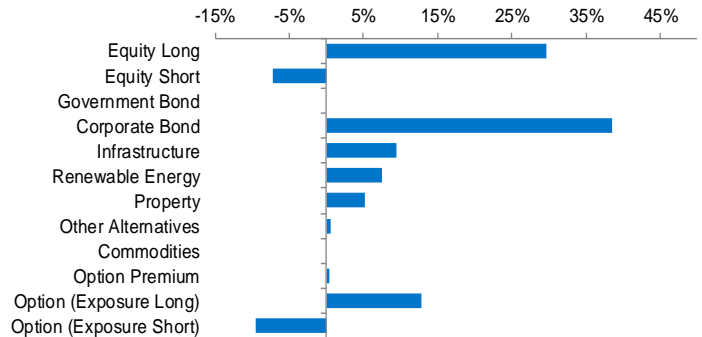
We have exposure to six equity markets in the growth strategies. In the stability strategies we are active in six areas; Global Infrastructure, Renewables, Property, Active Alpha, Corporate Bonds (short dated) and hedging positions of put options.

With the exception of the FTSE100 index that fell around 2% (impacted by a 5% fall in the US\$) equity markets continue the strong run that began in December. However, towards the end of the month there was a wobble as rising government bond yields injected a negative tone. Prices of 10 year government bonds in the UK, US and Europe fell around 2%. Rising bond yields also had a negative effect on real assets and the collapse of Carillion impacted UK infrastructure in particular.

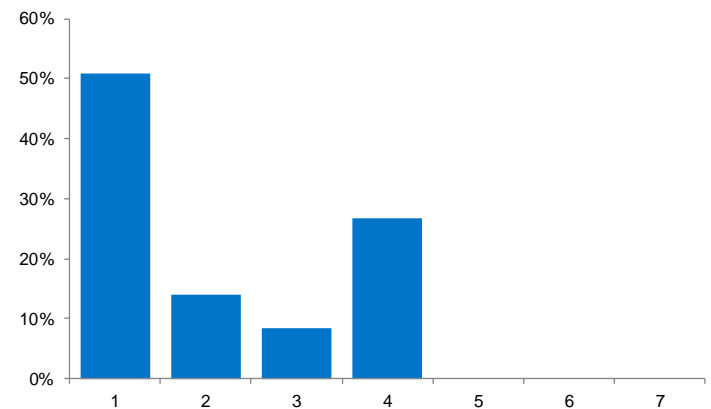
The Multi Strategy fund saw positive contributions from equity momentum, synthetic equity, investment grade debt and high yield bonds. Infrastructure, renewable energy, mid-cap alpha and property were negative contributors.

To use an old market adage “we are climbing a wall of worry” with the positive impact of tax cuts and strong reported earnings battling against stimulus tapering, rising interest rates and a cycle that feels extended. Within the Multi-Strategy fund we maintain a balance of diversified long-term income producing investments and option based equity exposure with our goal to participate in positive moves whilst being prepared if negative moves occur.

Asset Class Exposure



Bond Duration (Years)



Source: Sanlam FOUR, Bloomberg

Fund Information & Charges

	Inception Date	ISIN	Bloomberg	SEDOL	Initial Charge	AMC	OCF	Price	Minimum investment	Type of Share
B GBP Accumulation	31/01/2013	IE00B8N5CF67	FCMSGGB	B8N5CF6	Up to 5%	*	**	12.1473	£10,000	Accumulation
A GBP Accumulation	11/11/2013	IE00B4QNLR45	FCMSGBA	B4QNLR4	None	0.75%	1.03%	11.2684	£1,000	Accumulation
A USD Accumulation	03/03/2014	IE00B8N5WF63	FCMSTA U	B8N5WF6	None	0.75%	1.03%	9.6133	\$1000	Accumulation
B USD Accumulation	29/11/2013	IE00B7Y3R463	FCMSGBU	B7Y3R46	Up to 5%	*	**	11.7515	\$10000	Accumulation
A Income GBP	16/07/2015	IE00BZ0Y8793	SFMSAGD	BZ0Y879	None	0.75%	1.03%	10.5625	£1,000	Income
B Income GBP	29/07/2015	IE00BZ0Y8801	SFMSBGD	BZ0Y880	Up to 5%	*	**	10.8020	£1,000	Income
A EUR Accumulation	Awaiting Investment	IE00B83VWR62	SFMSAEU	B83VWR6	None	0.75%	1.03%	n/a	€1,000	Accumulation
B EUR Accumulation	Awaiting Investment	IE00B8KBRQ38	SFMSBEU	B8KBRQ3	Up to 5%	*	**	n/a	€10,000	Accumulation
H USD Accumulation	16/08/2017	IE00B8BV F913	SFMSCUS	B8BV F91	Up to 5%	0.75%	1.78%	10.2833	\$1000	Accumulation

*The AMC for Class B is subject to a separate agreement with Sanlam FOUR **The OCF figure would be the agreed fee plus an additional 0.28%.

Contact Details

Tel: +44 20 3116 4000
 Email: enquiries@sanlamfour.com

Address: 1 Ely Place, London, EC1N 6R
 Website: www.sanlamfour.com

This document is for background purposes only and does not constitute solicitation to buy or sell shares of Funds or any investment product. It does not form part of any contract for the sale or purchase of any investment. Issued and approved by Sanlam FOUR Investments UK Limited (“Sanlam FOUR”), a limited liability company incorporated in England & Wales with registered number 5809399 and having its registered office at 1 Ely Place, London EC1N 6RY. Sanlam FOUR is authorised and regulated in the United Kingdom by the Financial Conduct Authority (FRN 459237) to undertake regulated investment business.

All Sanlam FOUR Funds carry some degree of risks which may have an adverse effect on the future value of your investment. Any decision to invest should be always made solely on the basis of the information in the Company’s Prospectus and all relevant documentations, including Key Investor Information Documents (KIIDs), which explains different types of specific risks associated with the products. Details of annualised figures are included in the Prospectus. No offer to purchase securities will be made or accepted prior to completion of all appropriate documentation. All these documentations, including a schedule of fees, charges and maximum commissions is available free of charge by emailing contacts@sanlamfour.com or at www.sanlam.ie. Additionally, you should take independent professional advice as not all investments are suitable for all investors. JR0118(02)0618 UK Inst