

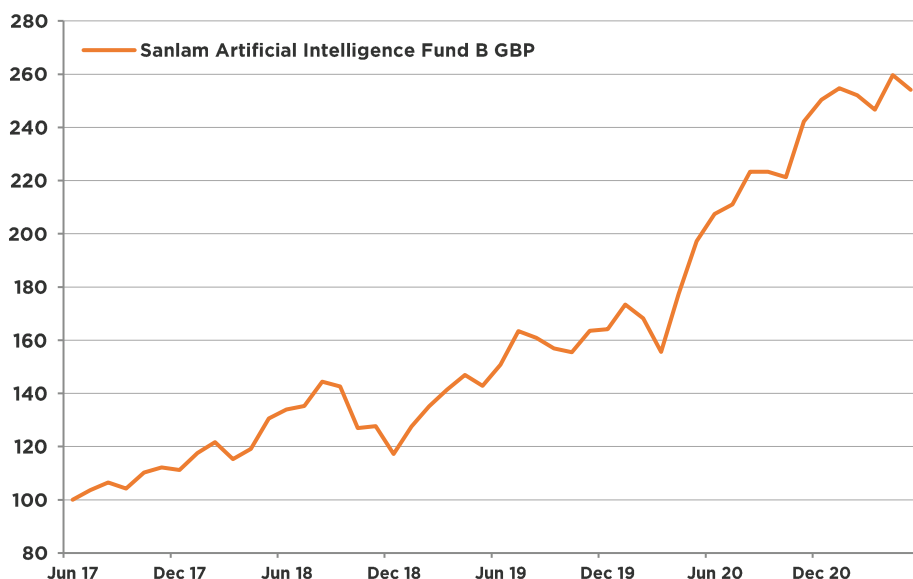
Sanlam Artificial Intelligence Fund

May 2021 | Factsheet

Overview

The Sanlam Artificial Intelligence Fund is a long-only, actively managed, high-conviction portfolio (typically 35-40 holdings) that seeks to identify leaders in, or beneficiaries of, the deployment of artificial intelligence around the globe. The Fund invests in developed and emerging equity markets without reference to a benchmark or index as the managers wish to be unconstrained in identifying what they believe to be the most attractive investment opportunities. The Fund has a large opportunity set as the growing adoption and deployment of AI means that the Fund can invest in a wide range of industries, rather than simply focusing on the enabling technologies.

Performance – Past performance is not a guide to future performance



Performance is shown for the longest running share class, the B Accumulation GBP. Please see the table overleaf for all available share classes and total fees, or contact us for details.

Key facts

| | |
|-----------------------------|-----------------------|
| Fund AuM | £660.2 |
| Number of Holdings | 37 |
| Fund Managers | Chris Ford Tim Day |
| Benchmark | None |
| Fund Launch Date | 23/06/2017 |
| Domicile | Ireland |
| Base Currency | Sterling |
| Fund Type | OEIC |
| IA Sector | Specialist |
| Morningstar Category | Sector Eq. Tech. |
| Dealing Deadline | 17:00 (GMT) |
| Settlement Time | T+4 |
| Valuation Point | 23:59 (GMT) |
| Distribution | None |

Performance (%)

| | Inception Date | 1mth | 6mth | 1yr | 3yrs | 5yrs | Since Inception |
|---------------------------|----------------|------|------|------|------|------|-----------------|
| B Accumulation GBP | 23/06/17 | -2.1 | 4.9 | 28.9 | 24.8 | | 26.4 |
| Z Accumulation GBP | 23/06/17 | -2.1 | 5.1 | 29.3 | 25.2 | | 26.8 |

Performance figures for periods longer than 12 months are annualized

Top ten holdings

| Stock Name | Weight % |
|----------------------------|----------|
| Alphabet | 6.7% |
| Microsoft | 4.9% |
| Xpo Logistics | 3.5% |
| Nasdaq | 3.4% |
| Nvidia | 3.3% |
| Amadeus | 3.1% |
| Hangzhou Hikvision Digital | 3.1% |
| UnitedHealth Group | 3.1% |
| Intuitive Surgical | 2.9% |
| Zendesk | 2.8% |

Data Sources: StatPro, Morningstar

Discrete years performance (%)

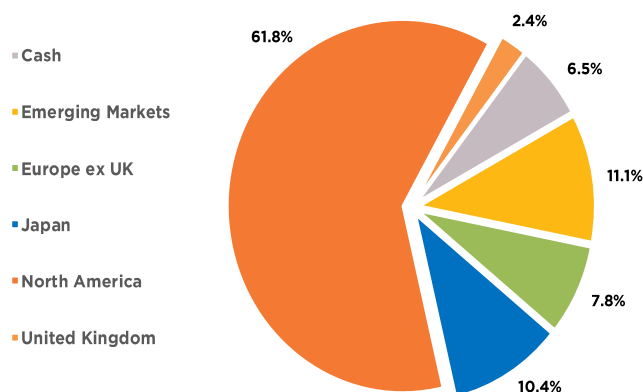
| 12 Months to | May-21 | May-20 | May-19 | May-18 | May-17 |
|---------------------------|--------|--------|--------|--------|--------|
| B Accumulation GBP | 28.9 | 38.0 | 9.4 | | |
| Z Accumulation GBP | 29.3 | 38.0 | 9.4 | | |

12 Month Performance Periods to Last Month End

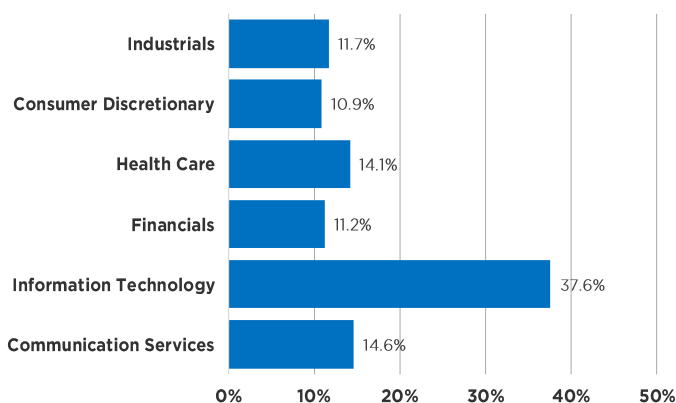
The Fund may invest in shares of companies listed on stock exchanges in the United Kingdom, and outside the United Kingdom, exchange rate fluctuations may cause the value of investments to go down as well as up. Investing in companies based in emerging markets may involve additional risks due to greater political, economic, regulatory risks, among other factors. The Fund may invest in derivatives for the purposes of efficient portfolio management and hedging.

The value of this portfolio is subject to fluctuation and past performance is not necessarily a guide to future performance. The performance is calculated for the portfolio and the actual individual investor performance will differ as a result of initial fees, the actual investment date, the date of reinvestment and dividend withholding tax. All terms exclude costs. Fluctuations or movements in exchange rates may cause the value of underlying investments to go up or down. Do remember that the value of participatory interests or the investment and the income generated from them may go down as well as up and is not guaranteed, therefore, you may not get back the amount originally invested and potentially risk total loss of capital. Therefore, the Manager does not provide any guarantee either with respect to the capital or the return of a portfolio. The Manager has the right to close any Portfolios to new investors to manage them more efficiently in accordance with their mandates. Collective Investment Schemes are traded at ruling prices and can engage in borrowing and scrip lending. Collective Investment Schemes (CIS) are generally medium to long term investments. A schedule of fees and charges and maximum commissions is available on request free of charge from the Authorised Corporate Director, the Investment Manager or at www.sanlam.co.uk. AB0621(326)0921UKInst

Regional exposure



Sector exposure



Data Sources: StatPro, Morningstar

Fund information and charges

| | Inception Date | ISIN | Bloomberg | SEDOL | Initial Charge | AMC | OCF | Minimum investment | Type of Share |
|---------------------------|----------------|--------------|-----------|---------|----------------|-------|-------|--------------------|---------------|
| B GBP Accumulation | 23/06/2017 | IE00BYPF2Z68 | SWARTIB | BYPF2Z6 | up to 5% | 0.80% | 0.82% | 100,000 | Accumulation |
| C USD Accumulation | 23/06/2017 | IE00BYPF3199 | SWARTIC | BYPF319 | up to 5% | 0.80% | 0.82% | 100,000 | Accumulation |
| D USD Accumulation | 30/10/2020 | IE00BLPJRR46 | | BLPJRR4 | No | 1.00% | 1.02% | 1,000 | Accumulation |
| A CHF Accumulation | 19/08/2019 | IE00BK5Z5C60 | SWARTIA | BK5Z5C6 | No | 1.00% | 1.02% | 1,000 | Accumulation |
| X USD Accumulation | 23/06/2017 | IE00BYPF3207 | SWARTIX | BYPF320 | up to 5% | 0.50% | 0.52% | 10,000,000 | Accumulation |
| Z GBP Accumulation | 23/06/2017 | IE00BYPF3314 | SWARTIZ | BYPF331 | up to 5% | 0.50% | 0.52% | 10,000,000 | Accumulation |

Contact us

Liz Adnitt
Head of UK Wholesale Distribution
T +44 (0) 20 3116 4071
Liz.Adnitt@sanlam.co.uk

Tom Whitfield
Account Director
T +44 (0) 20 3116 4016 E :
Tom.Whitfield@sanlam.co.uk

Andy Groves
Account Director
T +44 (0) 7917 580592
Andrew.Groves@sanlam.co.uk

Bruce Simpson
UK & SA Institutional Sales
T +44 (0) 20 3316 4064
Bruce.Simpson@sanlam.co.uk

Sanlam Investments, Monument Place, 24 Monument Street, London, EC3R 8AJ
T +44 (0) 20 3116 4000

Issued and approved by Sanlam Investments which is authorised and regulated by the Financial Conduct Authority. Sanlam Investments is the trading name for our two Financial Conduct Authority (FCA) regulated entities: Sanlam Investments UK Limited (FRN 459237) and Sanlam Private Investments (UK) Ltd (FRN 122588), both having its registered office at 24 Monument Street, London, EC3R 8AJ. Smith and Williamson Investment Funds plc, a company incorporated with limited liability as an open-ended umbrella investment company with variable capital and segregated liability between sub-funds under the laws of Ireland and regulated by the Central Bank of Ireland. The Fund is managed by Smith & Williamson Investment Management (Ireland) Limited, Trinity Point, 10/11 Leinster Street South, Dublin 2, Ireland, Tel + 353 1 612 6476, Fax + 353 1 512 5362 which is authorised by the Central Bank of Ireland, as a UCITS Management Company. Smith & Williamson Investment Management (Ireland) has appointed Sanlam Investments UK Ltd and Sanlam Private Investments (UK) Ltd as Investment Manager to this Fund. This document is provided to give an indication of the investment and does not constitute an offer/invitation to sell or buy any securities in any fund managed by us nor a solicitation to purchase securities in any company or investment product. It does not form part of any contract for the sale or purchase of any investment. The information contained in this document is for guidance only and does not constitute financial advice. The fund price is calculated on a net asset value basis, which is the total value of all assets in the portfolio including any income and expense accruals. Trail commission and incentives may be paid and are for the account of the manager. Performance figures quoted are from Sanlam Investments and are shown net of fees. Performance figures for periods longer than 12 months are annualized. NAV to NAV figures are used. Calculations are based on a lump sum investment. Please note that all Sanlam Funds carry some degree of risks which may have an adverse effect on the future value of your investment. Any offering is made only pursuant to the relevant offering document, together with the current financial statements of the relevant fund, and the relevant subscription/application forms, all of which must be read in their entirety together with the Funds prospectus, the Fund supplement and the KIID. All these documents explain different types of specific risks associated with the investment portfolio of each of our products and are available free of charge from sanlam.co.uk. No offer to purchase securities will be made or accepted prior to receipt by the offeree of these documents, and the completion of all appropriate documentation. Use or rely on this information at your own risk. Independent professional financial advice should always be sought before making an investment decision as not all investments are suitable for all investors.

Effective from 30 January 2021, the Investment Manager for this fund changed from Smith & Williamson Investment Management LLP to Sanlam Investments UK Limited.